

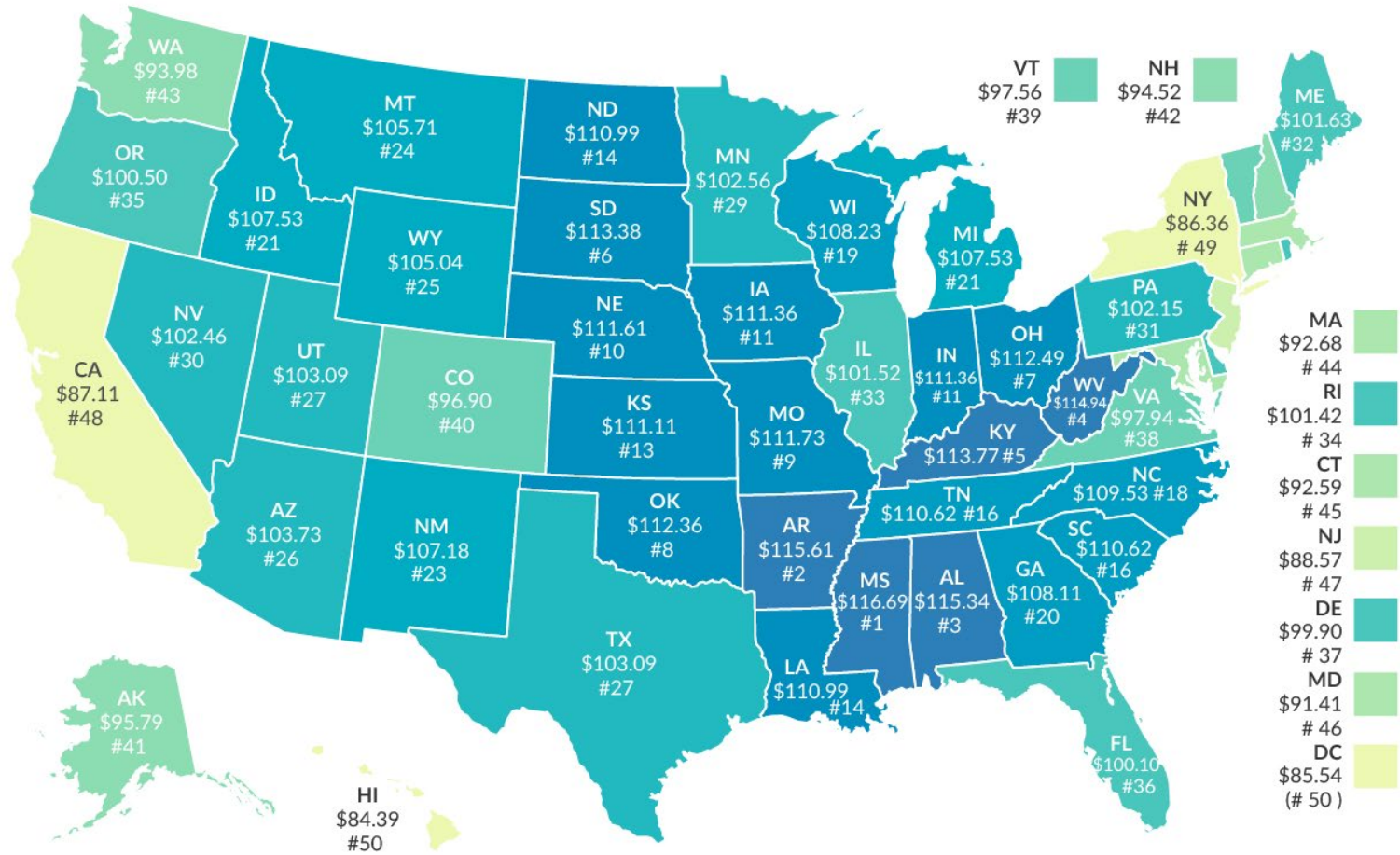
# COLUMBUS, OHIO RELOCATION GUIDE

PATHOLOGY EDUCATION

THE OHIO STATE UNIVERSITY WEXNER MEDICAL CENTER

# The Relative Value of \$100

What is the Real Value of \$100 in Your State?



Notes: Numbers represent value of goods that \$100 dollars can buy in each state compared to the national average. The Bureau of Economic Analysis has developed a methodology using Personal Consumption Expenditure and American Community Survey data to estimate average price levels in each state for household consumption, including rental housing costs. D.C.'s rank does not affect states' ranks, but the figure in parentheses indicates where it would rank if included. Data is as of 2017.

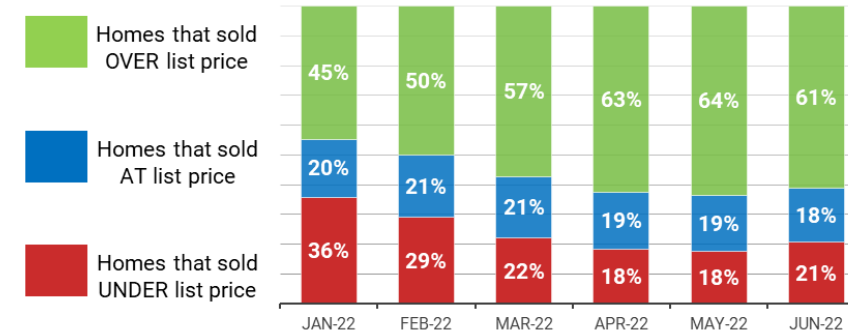
Source: U.S. Bureau of Economic Analysis, *Regional Price Parities*.

The map data is from the Tax Foundation in 2019.

As of 2018, according to the Tax Foundation, the value of \$100 in Columbus, OH, specifically was \$108.81, as compared to other metropolitan areas in the United States.

Below is data from Columbus Realtors on home sales in Central Ohio.

## Sale price vs. list price



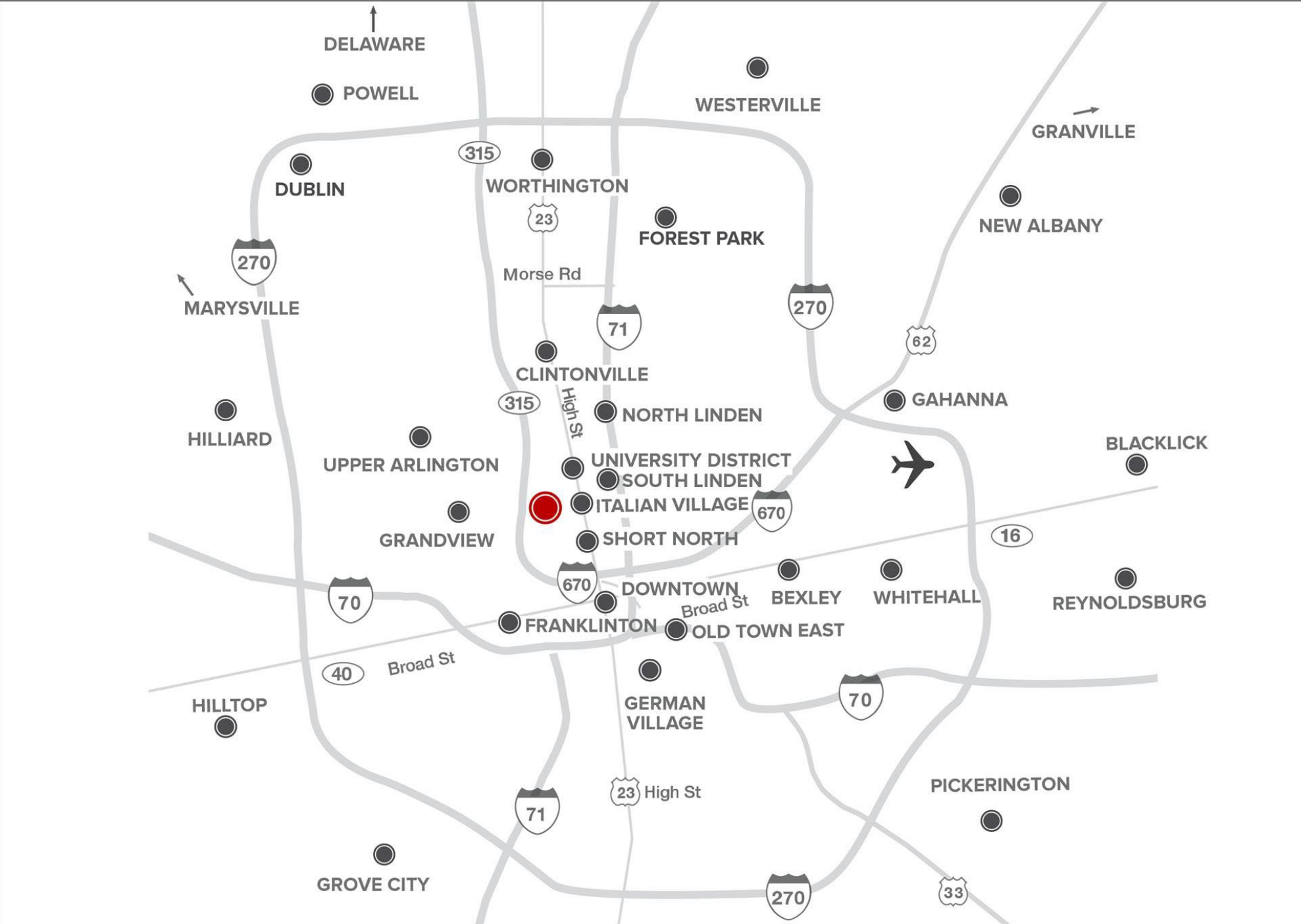
The background is a solid dark red color. In the four corners, there are decorative white line-art patterns resembling circuit boards or neural networks, with lines of varying lengths and small circles at the ends.

# NEIGHBORHOOD GUIDE

DISCLAIMER: HOME PRICES, SCHOOL DISTRICT QUALITY, AND PROXIMITY OF ATTRACTIONS AND THINGS TO DO VARY FROM NEIGHBORHOOD TO NEIGHBORHOOD. THIS IS MEANT AS A GUIDE; IT IS NOT ALL-INCLUSIVE, AND WE ENCOURAGE YOU TO DO YOUR OWN RESEARCH. LINKS TO HELP WITH YOUR RESEARCH ARE PROVIDED AT THE END OF THIS PRESENTATION.



This map shows a variety of neighborhoods in and around Columbus, OH. The big red circle represents OSU's campus. Major highways are also marked to help with commute planning.



# BEXLEY


- Historic, close-knit neighborhoods and trendy, walkable Main Street
- Home of Capital University
- Home prices range from \$227,500 to \$2,999,000 (realtor.com)
- Rental prices range from \$795 to \$3,750 per month, depending on the property (realtor.com)
- School District: Bexley City Schools
- Also home to several prestigious private schools





# BREWERY DISTRICT

- Just south of Downtown, near German Village
- Historically home to many breweries; now a growing area home to upscale lofts & apartments, a theater, a winery, restaurants, bars, a grocery store, an art gallery, and more to come
- Housing prices range from \$239,900 to \$529,800 (realtor.com)
- Rental prices range from \$995 to \$2,650 per month, depending on the property (realtor.com)
- School District: Columbus City Schools
- Several private and charter schools also serve this area



# UNIVERSITY DISTRICT: CAMPUS & CLINTONVILLE

- Close to work and a lot of restaurants and other things to do
- Easy access to downtown for concerts, sporting events, and other attractions
- Median home price: \$375,000 (realtor.com)
- Home prices range from \$160,000 to \$1,200,000 (realtor.com)
- Rental prices range from \$650 to \$1,995 per month, depending on the property (realtor.com)
- School District: Columbus City Schools
- Many high-ranking private and charter schools are also located here, including the Ohio School for the Deaf and the Ohio State School for the Blind





# CANAL WINCHESTER

- Suburb southeast of Columbus on US 33 – perfect for those who prefer a balance of urban and rural living
- Many historic buildings to see, as well as Franklin County's last remaining wooden covered bridge
- The city hosts multiple seasonal events and festivals and is home to a multitude of independently owned shops and restaurants
- Housing prices range from \$139,888 to \$949,900, with many empty lots also for sale to build a custom home (realtor.com)
- Rental prices range from \$820 to \$2,985 per month, depending on the property (realtor.com)
- School District: Canal Winchester Local Schools






# DOWNTOWN COLUMBUS

- Among the top 10 cities in the United States where downtown is making a comeback, according to Realtor.com
- Close to a wide variety of restaurants, activities, and hotels
- Many transportation options that aren't cars
- Home prices range from \$239,000 to \$2,500,000 (trulia.com)
- Rental prices range from \$410 to \$5,850 per month, depending on the property (apartments.com)
- School District: Columbus City Schools
- A variety of private and charter schools also serve this area



# DUBLIN


- Suburb in the northwest of Columbus, home of the Columbus Zoo & Aquarium
- Home to Tuttle Mall and the Bridge Street district for shopping and entertainment, with a wide variety of shops and restaurants on Sawmill Rd, also
- Hosts an annual Irish Festival (August) and St. Patrick's Day Parade
- Housing prices range from \$65,000 to \$5,000,000; there are some empty lots for sale and "to be built" properties, as well (realtor.com)
- Rental prices range from \$700 to \$6,000 per month, depending on the property (realtor.com)
- School District: Dublin City Schools, some of the best public schools in the state





# GAHANNA

- Suburb east of Columbus, home to Easton Shopping Center and a separate, cute, vibrant Creekside District
- The city boasts 52 parks for outdoor recreation
- Median Home Listing Price: \$329,500 (realtor.com)
- Housing prices range from \$185,000 to \$899,900, with some empty lots also available for purchase (realtor.com)
- Rental prices range from \$629 to \$3,000 per month, depending on the property; the median rent is \$1,745 per month (zillow.com)
- School District: Gahanna-Jefferson Public Schools



# GRANDVIEW HEIGHTS

- A walkable, bikeable neighborhood two miles from downtown Columbus
- Home to independent shops, boutiques, a chocolatier, breweries, taprooms, coffee roasters, and world-class restaurants, among other attractions
- Housing prices range from \$325,000 to \$1,695,000 (realtor.com)
- Rental prices range from \$750 to \$5,850 per month, depending on the property (apartments.com)
- School District: Grandview Heights Schools





# GROVE CITY

- Large suburb southwest of Columbus that blends small town and big city life
- Features a variety of restaurants, wineries, parks, and attractions such as a local theater, minigolf, paintball, and a roller rink
- The median home listing price is \$299,900 (realtor.com)
- Housing prices range from \$40,000 to \$1,400,000, with some empty lots and build-to-suit options also available (realtor.com)
- Rental prices range from \$1,025 to \$2,595 per month, depending on the property
- School District: South-Western City School District



# HILLIARD

- Suburb to the west of Columbus – the epitome of American suburban living
- Hilliard's Station and Old Hilliard feature trendy restaurants, shops, and other activities
- Housing prices range from \$130,000 to \$2,450,000, with some empty lots and custom build options also available (realtor.com)
- Rental prices range from \$537 to \$2,800 per month, depending on the property (realtor.com)
- School District: Hilliard City Schools





# NEW ALBANY

- Suburb northeast of Columbus, north of Gahanna, with many parks and a walkable shopping and dining area
- Named Business Insider's #1 suburb in America based on proximity to the nearest metropolitan area, average commute times, median household income, crime rates, and public school ratings
- Median Home Listing Price: \$525,000 (realtor.com)
- Home prices range from \$170,000 to \$3,200,000, with some build-to-suit and empty lot options also available (realtor.com)
- Rental prices range from \$1,088 to \$3,999 per month, depending on the property (realtor.com)
- School District: New Albany-Plain Local Schools, some of the best public schools in the state





# PICKERINGTON

- A suburb southeast of Columbus outside of the I-270 loop that offers a blend of urban and rural life
- Features a Motorcycle Hall of Fame museum, a community theater, and various parks, breweries/pubs, and wellness centers
- Home prices range from \$209,900 to \$829,900, with quite a lot of lots and build-to-suit options also available (realtor.com)
- Rental prices range from \$1,050 to \$5,000 per month, depending on the property (realtor.com)
- School District: Pickerington Local School District





# REYNOLDSBURG

- A suburb on the east side of Columbus, outside of the I-270 loop and right on I-70 for easy access to downtown
- Hosts a variety of events throughout the year, from a Blues & Brews festival to concerts on the lawn to the Tomato Festival.
- The median home listing price is \$263,900 (realtor.com)
- Housing prices range from \$159,000 to \$541,670, with some empty lots and new construction available as well (realtor.com)
- Rental prices range from \$689 to \$3,025 per month, depending on the property
- School District: Reynoldsburg City Schools



# SHORT NORTH

- Full of unique shops, boutiques, art galleries, restaurants, live music venues, and more
- Located between the University District and Downtown
- Home prices range from \$224,900 to \$749,000 (realtor.com)
- Rental prices range from \$880 to \$5,000 per month, depending on the property (apartments.com)
- School District: Columbus City Schools
- Many excellent private and charter schools serve this area





# UPPER ARLINGTON

- Neighborhood just west of OSU's campus, just north of Grandview Heights
- Has a diverse, lively accessible arts environment and numerous parks
- Median Home Listing Price: \$549,500 (realtor.com)
- Home prices range from \$150,000 to \$2,950,000 (realtor.com)
- Rental prices range from \$849 to \$5,950 per month, depending on the property
- School District: Upper Arlington City School District
- A private K-12 school and two Catholic grade schools also serve this area





# WESTERVILLE

- Suburb north of Columbus, outside of the I-270 loop
- Home of Otterbein University and the Ohio State School of Cosmetology
- A variety of unique shops, restaurants, breweries, hotels, and activities are located here, including more than 50 miles of trails and many parks.
- Median Home Listing Price: \$374,900 (realtor.com)
- Home prices range from \$149,900 to \$1,620,000, and several lots are also for sale here (realtor.com)
- Rental prices range from \$825 to \$3,800 per month, depending on the property
- School District: Westerville City Schools, the tenth largest district in the state with a plethora of course offerings and extracurriculars





# WHITEHALL

- A neighborhood in the southeast part of Columbus, close to Bexley and Reynoldsburg
- A culturally diverse and growing community
- Median Home Listing Price: \$179,900 (realtor.com)
- Housing prices range from \$94,999 to \$1,100,000 (realtor.com)
- Rental prices range from \$700 to \$2,050, depending on the property (realtor.com)
- School District: Whitehall City Schools





# WORTHINGTON

- A Columbus suburb north of Clintonville and south of Westerville
- Boasts an arts center, a bustling downtown with a variety of shopping and dining options, and city events such as a farmers market and concerts on the green
- The Median Home Listing Price is \$391,600 (realtor.com)
- Housing prices range from \$164,900 to \$1,025,000 (realtor.com)
- Rental prices range from \$1,050 to \$3,500 per month, depending on the property (realtor.com)
- School District: Worthington Schools – highly rated in the area





# SOURCES TO CONDUCT YOUR OWN RESEARCH

- [Central Ohio - Explore by Neighborhood - Columbus Neighborhoods](#)
- [Ask Rigs | Neighborhoods](#)
- [Columbus Neighborhoods | Ohio State Medical Center \(osu.edu\)](#)
- [Live to Explore Cbus Neighborhoods \(experiencecolumbus.com\)](#)

# Local Market Update – June 2022

A RESEARCH TOOL PROVIDED BY THE COLUMBUS REALTORS®  
BASED ON RESIDENTIAL LISTING DATA ONLY



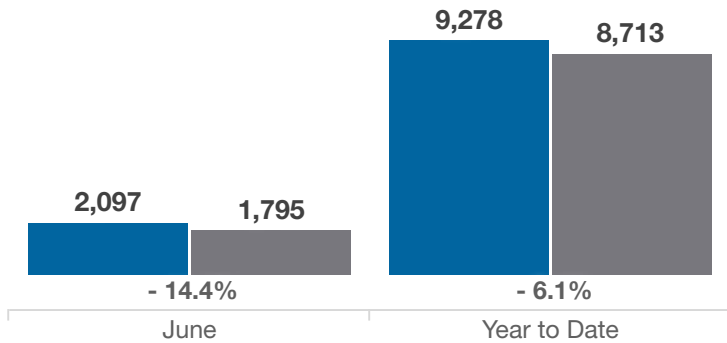
## Franklin County

Key Metrics	June			Year to Date		
	2021	2022	% Change	Thru 6-2021	Thru 6-2022	% Change
Closed Sales	2,097	1,795	- 14.4%	9,278	8,713	- 6.1%
In Contracts	2,351	2,022	- 14.0%	10,419	9,617	- 7.7%
Average Sales Price*	\$307,746	\$354,064	+ 15.1%	\$287,991	\$325,462	+ 13.0%
Median Sales Price*	\$265,000	\$308,870	+ 16.6%	\$247,000	\$280,000	+ 13.4%
Average Price Per Square Foot*	\$179.02	\$206.82	+ 15.5%	\$170.62	\$194.99	+ 14.3%
Percent of Original List Price Received*	104.8%	104.5%	- 0.3%	103.0%	104.2%	+ 1.2%
Percent of Last List Price Received*	104.7%	104.8%	+ 0.1%	103.2%	104.5%	+ 1.3%
Days on Market Until Sale	9	9	0.0%	15	13	- 13.3%
New Listings	2,327	2,300	- 1.2%	11,058	10,659	- 3.6%
Median List Price of New Listings	\$259,555	\$289,900	+ 11.7%	\$247,000	\$275,000	+ 11.3%
Median List Price at Time of Sale	\$249,900	\$294,900	+ 18.0%	\$235,134	\$269,900	+ 14.8%
Inventory of Homes for Sale	1,230	1,510	+ 22.8%	—	—	—
Months Supply of Inventory	0.7	0.9	+ 28.6%	—	—	—

\* Does not account for sale concessions and/or downpayment assistance. | Percent changes are calculated using rounded figures and can sometimes look extreme due to small sample size.

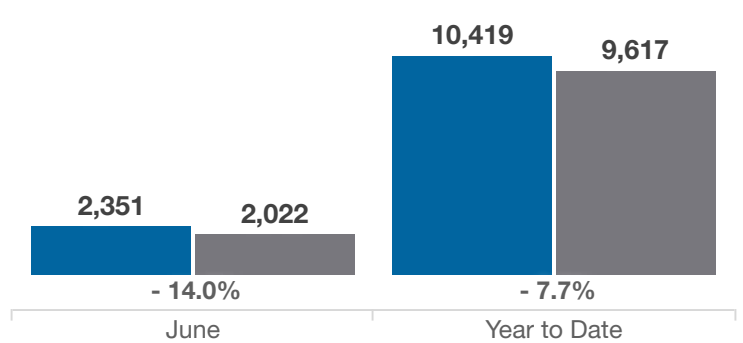
### Closed Sales

■ 2021 ■ 2022



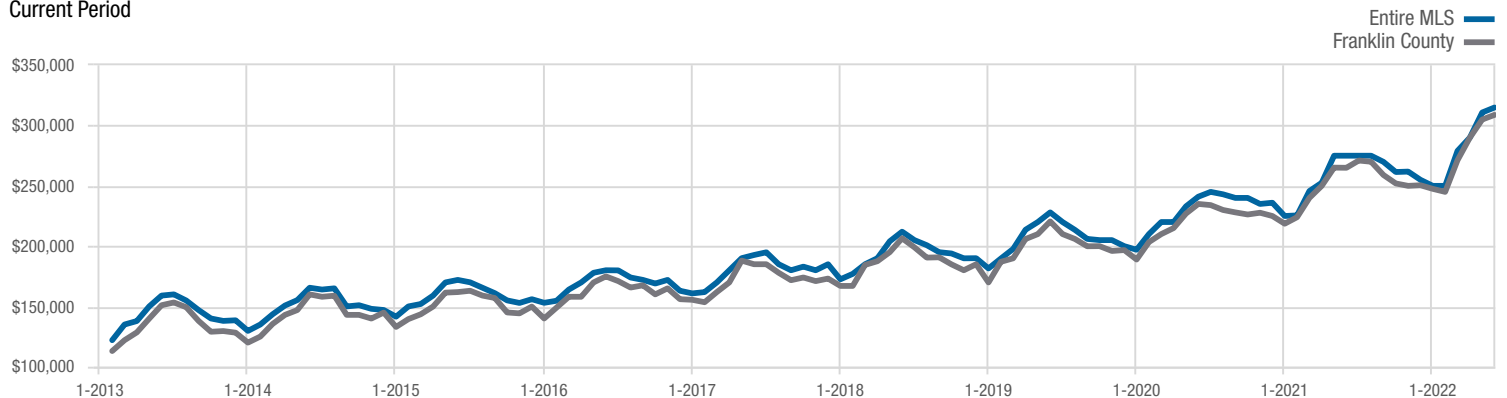
### In Contracts

■ 2021 ■ 2022



### Median Sales Price

Current Period



Each data point represents the median sales price in a given month.



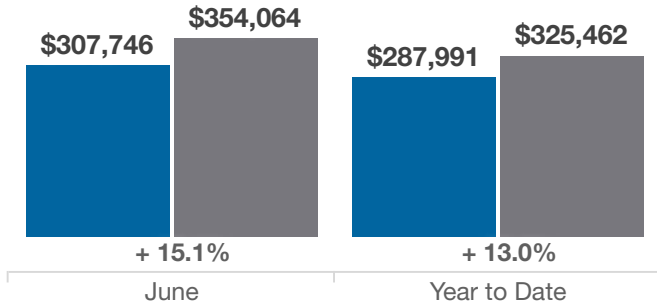
# Local Market Update – June 2022

A RESEARCH TOOL PROVIDED BY THE COLUMBUS REALTORS®  
BASED ON RESIDENTIAL LISTING DATA ONLY

## Franklin County

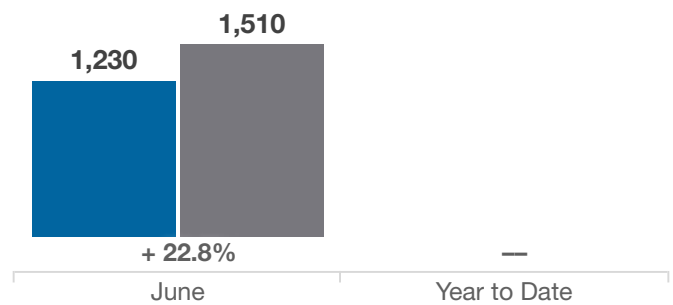
### Average Sales Price

■ 2021 ■ 2022



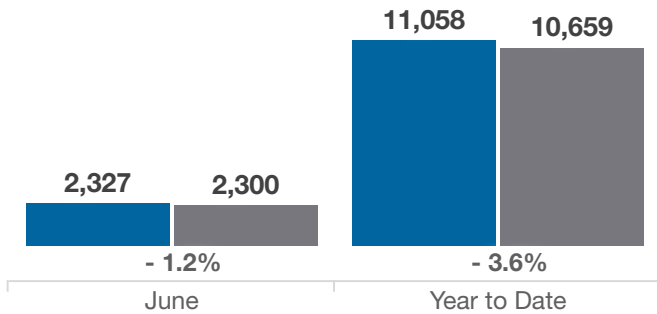
### Inventory of Homes for Sale

■ 2021 ■ 2022



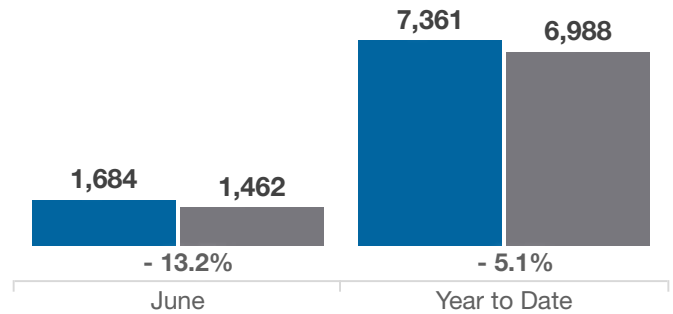
### New Listings

■ 2021 ■ 2022



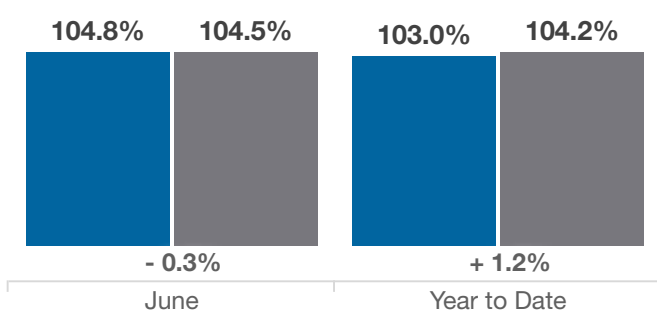
### Single Family Sales

■ 2021 ■ 2022



### Pct. Of Orig. List Price Received

■ 2021 ■ 2022



### Condo Sales

■ 2021 ■ 2022

